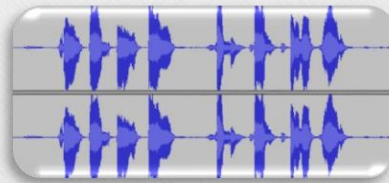


# Teaching Chorus Using Arts Integration and Technology

---

Dana Harrell, MEd

Georgia Music Educators Conference 2019




# Brain Gym Warm Up – Pace

to restore your natural learning pace

---

## Find Your PACE



- Energetic – sipping water
- Clear – Brain Buttons
- Active – The Cross Crawl
- Positive – Hook-ups

# What is Arts Integration?

---

*“Arts integration is the investigation of curricular content through artistic explorations. In this process, the arts provide an avenue for rigorous investigation, representation, expression, and reflection of both curricular content and the art form itself.”*

*\_ Diaz, Donovan, and Pascale (2006)*

To make comments or ask questions during this presentation, please access this backchannel:

[GMEA Backchannel - Harrell](#)

# Why Arts Integration and technology in chorus?

## **These strategies are.....**


- fun and engaging
- great ways to differentiate
- great ways to evaluate
- great for conducting class in new and different ways to alleviate student and teacher boredom
- active

## **They.....**

- employ techniques that speak to fine arts students
- help students problem solve for success
- help your class bond
- allow you to discover strengths in your students you were previously unaware of
- provide ways to cover standards that are difficult in day to day rehearsal
- provide good options for days you need to be out

John Jacobsen Feel the Beat  
teaching on the beat and syncopation  
through dance. *Also a great warm-up.*

---





# Ideas for Daily Activities

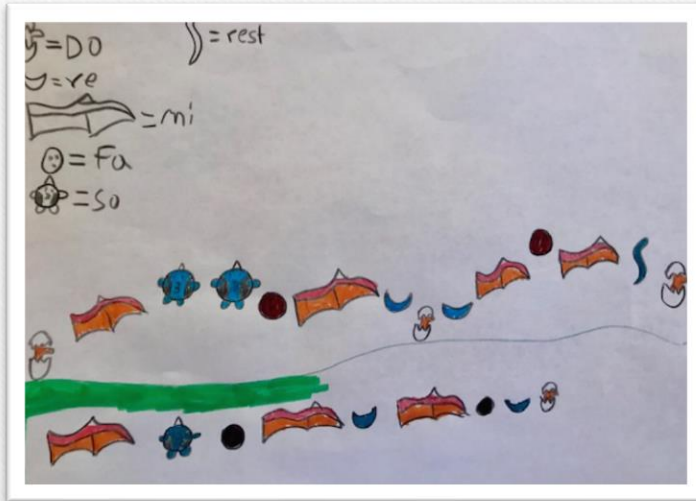
---

## I. Visual Art

- Contour Line Drawings (singing/non-singing faces, good posture/bad posture... be creative). Kids pose and draw at the same time. They are not to pick the pencil up OR look at their own drawing until finished!



- Draw the Sight Reading – They can set up an artistic key like a map, or they can draw what the sight-reading reminds them of and be prepared to explain why. It would be best to decide on a style and give an art lesson about that style before they start the activity.



- Artful Thinking – Using works of art to 1) Tie the works of art to curricular topics and 2) Use art to develop thinking dispositions [Artful Thinking](#) The following was a writing I used for a cyber day assignment that was to include creativity and music vocabulary.



By Abey Martin  
7<sup>th</sup> grade WJMS  
Chorus student

I wake up to the sun filtering through the green curtains covering the window. Rolling over I see the piano, dark polished brown, glinting in the early morning light. Just looking at it is my finger itch to run along the flats, sharps, and naturals of that glorious instrument. I get up and walk over to stand in front of the jewel of the musical world. The gold chair with satin on the seat seems to beg me to sit in it and let my emotions float into the notes as I play ballet after ballet. I give in to the urge, pull out the chair, sit down, and begin to play.

As I warm up my fingers doing a C Major scale, then a D Major scale. I closed my eyes and played the right hand of Fur Elise by Beethoven. I had been working on it for months and I could finally play the right hand with no mistakes. Once I was satisfied with Fur Elise I started to play Minuet by Bach.

“You hit the ‘D’ instead of the ‘E’ again” My sister poked her head into my room.

*“I realized that I had hit the wrong note the moment my finger graced the key.”* I muttered grudgingly.

She walked over to me, her brunette hair swaying with each step. Her red dress with white trim seemed ablaze in the early morning light.

“Start over but this time play slower, let your brain register the notes.” She suggested.

“Okay.” I replied brightening a little.

My sister clasped the back of the chair and leaned onto the piano reading the half and quarter notes on the page and watching my finger hit each key with an eagle's eye. I wish that I could freeze this moment in time for ever, call a famous painter and have him save this moment forever.



## II . Drama Games and Adaptations

- Oh Great Oracle – can be played as a drama game to help is improv, storytelling and working as a group. Can be adapted to evaluate sight-reading and music literature.



- ABC game to get class quiet or when you are waiting.....
- Me too – One person in a group says something that applies to him/herself, others can join if it applies to them. This could be limited to musical likes/knowledge. You could also adapt it so that everything is sung and the people that join in have to improvise their answer in harmony.

- Emotional / Vocabulary Symphony – Improv Game. Select a group of kids and give them an emotion (traditional) or vocabulary word (arts integration) on a notecard. They need to pantomime or verbalize/act their word (with feeling). There is a conductor to lead the action. Lets Play!

### III. Movement

- Brain Gym –PACE, Lazy 8's. Belly Breathing, Cross Crawl and many others to enhance learning and help you find you best learning pace.
- So many fun dances on YouTube –1) [John Jacobsen's Feel the Beat](#), [Double Dream Hands](#), [Double Dream Feet](#) 2) [Dr. Jean's Banana Dance](#) [Dr. Jean's I am slowly going crazy](#) and of course...3) [Baby Shark](#). I use these for warm-ups, for reinforcing steady beat, working on balance and having a fun, physical warm-up
- Dancing a sight reading. The kids make up a motion for each note type that lasts as long as that note. They then put it together to dance the sight-reading rhythm!



#### IV. Music

Re-write a song ( Pumpkin Carols, Songs about history, songs about math facts...get creative.) This is something I use as an assignment in the compose/arrange a song standard. We re-write Christmas Carols into Halloween/Fall songs and then carol throughout the school.

#### **It's the Most Wonderful Time of the Year - Andy Williams ( re-written D. Soltis)**

It's the most wonderful time of the year

With the blanket and fire

And warm cloth attire

And nice fuzzy socks

It's the most wonderful time of the year

It's the most wonderful time of the year

The colors are changing and

Leaves will be falling

And shows start again

It's the most wonderful time of the year

Another Assignment – Take a child’s song (Twinkle, Row, Row, Row, Mary had a little lamb, Jingle Bells) and write a to-do or not to do at concert (singers or audience)

### **Twinkle, Twinkle Little Star by B. Pressley**

7:30 it’s time to go

Put on your dress it’s time for the show

Curl your hair, put on a smile

Been waiting for this for a while

Time to sing and don’t mess up

Stand still and don’t cause a fuss

On the way we’re almost there

Sit down, watch, and be fair

When it’s time to go on stage

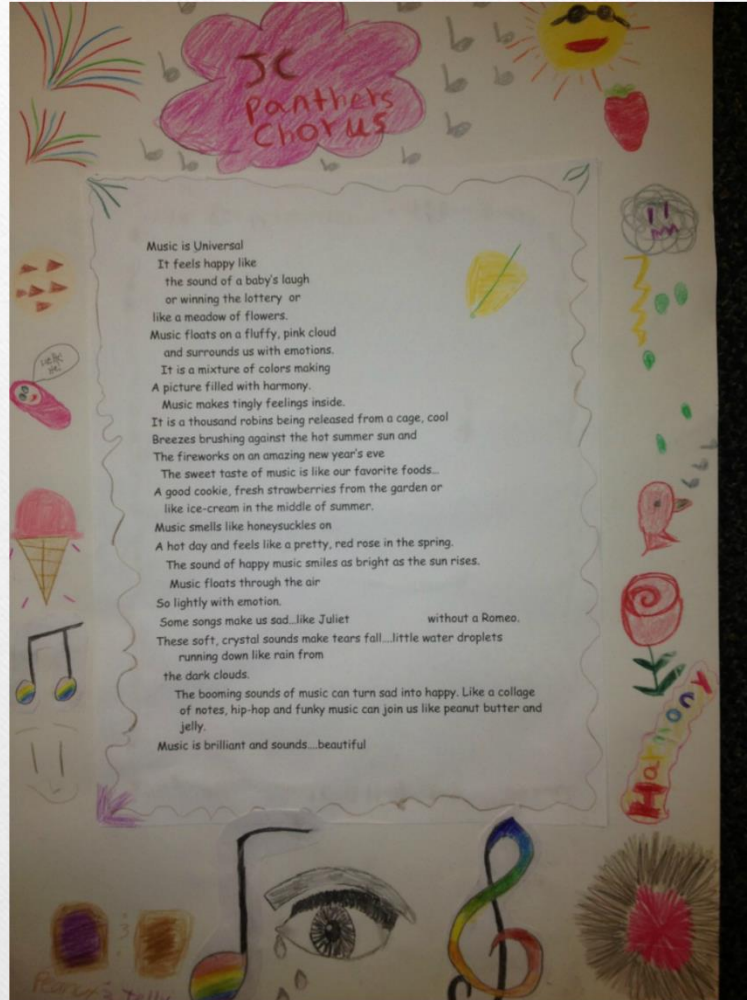
Walk up and stand in your place

Now it’s singing time don’t talk


Don’t be like Breanna don’t wear crocs!.

- Using a song or a musical theme as inspiration, create a class poem and do a choral reading. This can be turned into a movie or a slideshow

6b slide show



- Create a class song using “found sounds”. I do a lesson on Experimental music and let the kids bring sounds in. They work in groups, graph the song on butcher paper and perform it with a conductor passing a ruler over the symbols while the group plays. This can be done a little at a time or as a longer, concentrated project. I record the small group songs and using Audacity, put them together as a class song.



## V. Poetry

- Write a Haiku to turn into a warm-up. This can be done as a journal entry with the song done on a computer day
- Use sounds to write a Pantoum (this is a nice one to do outside). This can be combined with a found sounds composition and recorded on Audacity.

## VI. Storytelling

- Have the kids read the story behind a war or folk song and re-tell the story to the class.
- Find an interesting story in the news that might relate to a piece of music you are singing/have sung and write a “news article” including some of the text from the song.
- Have the kids tell a story about themselves as a rap ( this can be included with Groove Pizza )



## VII. Technology


- Kids can use phones for sight-reading
- Kahoot – you can create study sheets, quizzes etc.
- Padlet – you can use a backchannel so kids can post comments and questions about lessons or they can contribute to a group or class padlet. This could be a class writing warm-up activity
- Socrative – also a place for polls/quizzes
- Acapella app to submit a sight-reading quiz. This can be done alone or in collaboration





## VII. Technology

- Flipped Classroom  
Coupled with journal  
entries
- Make a video teaching  
Appropriate concert  
Etiquette.



Technology Projects to take a full class period or more:

**Histograms** – Using a fake Instagram, kids can do a modern day “report” on a composer or famous performer.



**Pink Trombone** – use this cool interactive digital vocal mechanism to learn how your vocal apparatus works!  
<https://dood.al/pinktrombone/>

**Groove Pizza** – Use this site to create and share fun “grooves” or beats using math concepts. A great way to integrate math into a lesson!

[Groove Pizza](#)

**Padlet** – Students can sign up with a google account and can create collaborative boards. We have used it to make presentations on musicals. This can also be used as a “backchannel” so the whole class can ask questions or post comments. [Padlet](#)

- Storybird – Using the story-bird site, students use the artwork in the site to inspire creative books.
- [The Universal Language of Love](#)

- Flat- [flat site](#) [Michelle's Peace Haiku](#)


- Noteflight [Planets in order](#)

These are both good music notation software sites that kids can sign up for to create music. I use it in conjunction with a lesson about Haiku, each child writing a haiku and then putting it to music. It is easy to make a simple composition assignment as the most syllables a Haiku has in a line is 7 (Do-Ti). These can then be used as warm-ups for the class that they composed!!

- Vocaroo – a voice recording software that is online and can be used with chromebooks. Kids can record sight reading to submit, pieces of literature for tests etc.
- Twisted Wave is an online vocal editor that can be used for any project. This is a good one for sound wave art. Kids record their voice, take a screen shot, print and make into artwork!

- Audacity – this is a great free site that can be used for recording, editing, making sound waves for art etc. kids can put in music and record stories over...imagination is your limit. These can also be turned into the track for a movie.
- Midnight Music Provides a list of Music Tech Resources that is pretty fabulous!  
<https://s3-ap-southeast-2.amazonaws.com/midnight-music-community/Session-notes-resources/MTRB/Ultimate+Free+Music+Resources+Guide+2018-19.pdf>

## Special Event Activities



You can use a special event such as an election, a holiday or a natural event such as last year's solar eclipse. Choose one activity or give the kids a choice of several. For the eclipse, we used the information sent to us as a springboard. The kids made quilt blocks ( markers and spray rubbing alcohol on fabric), chalk drawing predictions, time capsules, dances, songs and a puppet show to share what they knew about the eclipse!



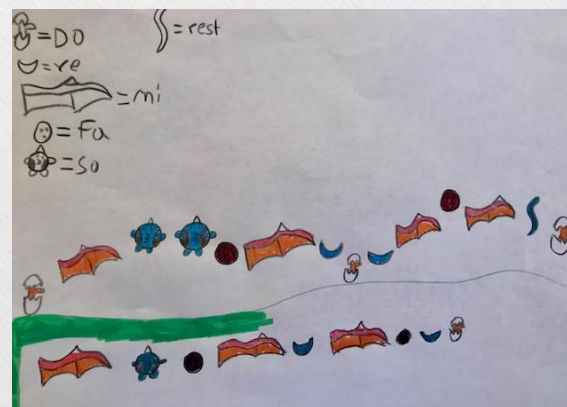

## Sight Reading Centers – 2 to 3 day activity

---

This is a great way to help kids explore sight reading in many different ways. If a child does not get it by sitting in rows doing the same things every day, the possibility is great that without a change in presentation, they will never get it. This is a fun alternative. Groups of 5 or 6 rotate through the centers. Teacher evaluates. Sight reading examples at each center for kids to use.

- Center 1 – Art. Draw the Sight Reading
- Center 2 – Piano – Play the Sight Reading
- Center 3 – Percussion – Play the Sight Reading rhythm
- Center 4 – Acting – show me the pitches and the rhythms
- Center 5 – Dance – Dance the sight reading rhythm. Each note type gets a dance move.
- Center 6 – Sing – Sing the Sight Reading

# Sight Reading Centers Photos and Videos



# Grants and Large Projects

---

For the past three years, the WJMS chorus has received SMART IDEAS grants from Jackson EMC. I wrote the grants to include as many students as possible and integrate as many arts as possible.

- 2017 - Folk Songs CD – recording equipment
- 2018 -Black History Month Assembly – music, sound equipment, study materials
- 2019 – Beatles – music, instruments



# Have Fun!

---

Try something new...you may find you love using arts integration and technology in your classes!

Thank you so much for coming!

[dharrell@jcss.us](mailto:dharrell@jcss.us)

Dana Harrell